



Where **passion** meets **precision**.™

NEWSLETTER - FEBRUARY 2021

DIAMOND™
series

AESTHETICALLY DESIGNED • PERFORMANCE DRIVEN™



AESTHETICALLY DESIGNED X PERFORMANCE DRIVEN™

DIAMOND™ series

Stainless Steel Hyperflex
Reinforced Hose

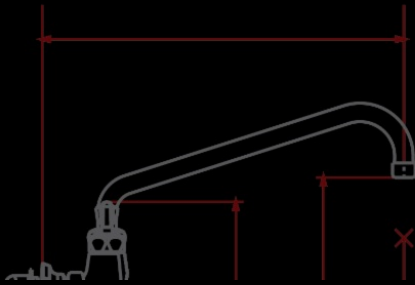
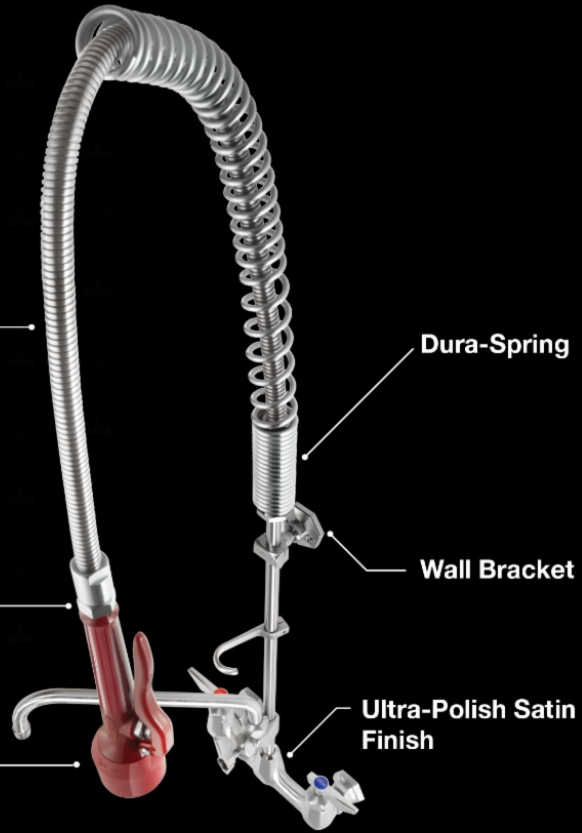
Integral
Smooth-Spin Swivel

DUAL SPRAY
TECHNOLOGY
Variable Spray Pattern

Dura-Spring

Wall Bracket

Ultra-Polish Satin
Finish



DETAILS MATTER.

Krowne's New World-Class Luxury Plumbing Line

As a family-owned company for over 70 years, we take personal pride in the process of developing and releasing new products that the industry has not experienced before. The release of the Diamond Series product line delivers premier performance while maintaining an aesthetically pleasing design.

[Learn More](#)

[Browse Now](#)



QuickShip PROGRAM

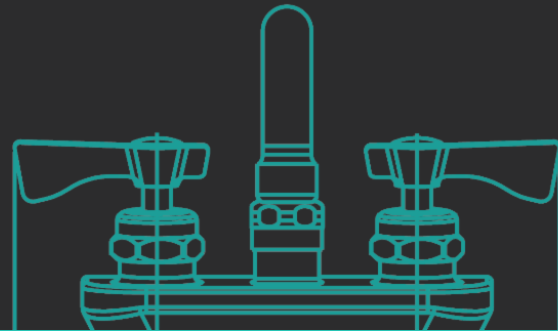
Ships next business day
on orders received by 1pm EST

**ALL FAUCETS, PRE-RINSES,
GAS CONNECTORS, AND HAND SINKS
AVAILABLE FOR QUICK-SHIP**

KROWNE.COM

facebook.com/krownemetal • @krownemetal • @krownemetal

orders@krowne.com • (800) 631-0442



Sanitary Solutions

Our **Electronic Sensor Faucets** are designed to conserve water, reduce the spread of illness and infection, and prevent cross-contamination in foodservice environments.

Single Hole Deck Mount Electronic Sensor Faucet
Model #: 16-654

[Learn More about 16-654](#)



Single Hole Deck Mount Electronic Sensor Faucet
with Cast Spout
Model # 16-196

[Learn More about 16-196](#)



Single Hole Deck Mount Electronic Sensor Faucet
with Cast Spout
Model # 16-197

[Learn More about 16-197](#)



Gas Connectors

Krowne Gas Connectors have built a solid reputation for their durability and design. Any gas connector you purchase from Krowne comes with a lifetime guarantee. We 100% ensure our product's quality and longevity.

[Learn More](#)



10% Discount for M7548K hoses with this Code!

*Cannot be combined with special discounts
Valid until February 28, 2021

GCK21