



4" Center Wall Mount Faucet Installation Manual

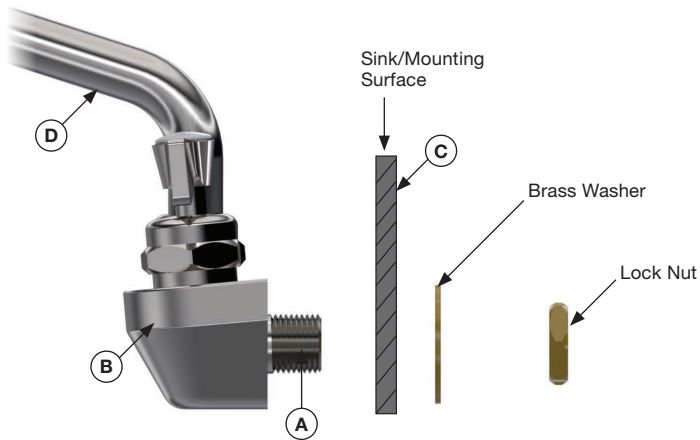
14-4 Faucets



ROYAL
SERIES

WARNING: Plumbing connections should be made by qualified personnel who will observe all applicable plumbing, sanitary and safety codes.

Note: For easy installation, we highly recommend using our E-Z Install Flexible Water Lines (model 21-443L). They include 1/2" NPT close elbows with swivel compression fittings on the faucet side and 3/8" compression fittings on the water supply side. No thread sealant tape or soldering required.

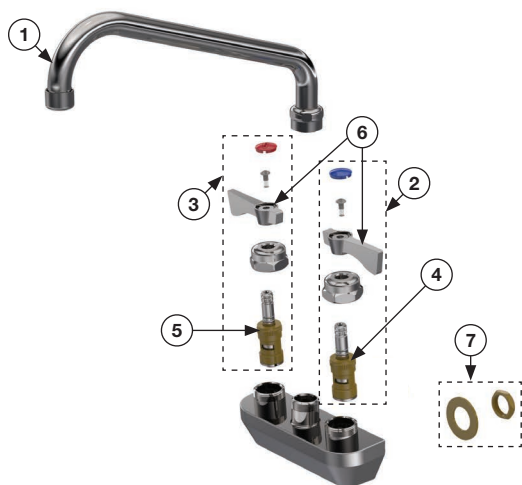


Installation Instructions

1. Turn off water supply at main source before proceeding with installation.
2. Apply thread sealant tape or pipe joint compound to each of the two built-in threaded nipples **(A)** on the faucet body **(B)**.
3. From the front of the sink, insert the threaded nipples into the faucet holes on the wall **(C)**.
4. From the back of the sink, place the included metal washer and locknut onto the threaded nipples and tighten with a wrench.
5. From the front of the sink, install the spout **(D)** and tighten properly.
6. From the back of the sink, install the water supply lines and tighten properly.



Scan to view
aerator options.



Parts Guide

No.	Model	Description
1	21-420L	6" Swing Spout
1	21-421L	8" Swing Spout
1	21-422L	10" Swing Spout
1	21-423L	12" Swing Spout
1	21-424L	14" Swing Spout

No.	Model	Description
1	21-425L	16" Swing Spout
1	21-428L	6"W Gooseneck
1	21-429L	8-1/2"W Gooseneck
1	21-431L	6"W Double Bend
1	21-432L	8-1/2"W Double Bend

No.	Model	Description
2	21-308L	Cold 1/4 Turn Ceramic Cartridge Valve
3	21-309L	Hot 1/4 Turn Ceramic Cartridge Valve
4	21-333L	Cold 1/4 Turn Ceramic Cartridge Valve, Less Handle
5	21-334L	Hot 1/4 Turn Ceramic Cartridge Valve, Less Handle
6	21-306	Lever Handle Kit (includes hot & cold handles with color indicators)
7	21-194L	Wall Mounting Kit (includes 2/ea: nipples, lock nut, rosette, washer)

Accessories

Model	Description
21-311	Wrist Blade Handle Kit (includes hot and cold handles)
21-443L	E-Z Install Flexible Water Line Kit
25-150	Thread Sealant Tape

Warranty



Please visit [krowne.com/warranty](https://www.krowne.com/warranty) for full terms and conditions regarding the warranty on your new Royal Series product.

Product Description	Warranty Period
Royal Series Plumbing	3 Year

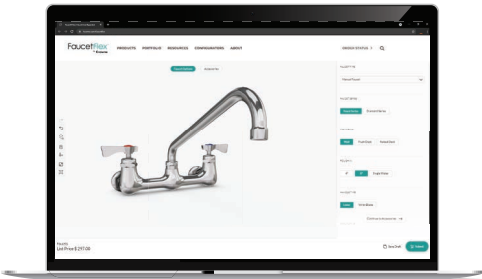
This Standard Warranty and Limitation of Liability (the "Warranty") sets forth the warranty provided by Krowne Metal Corporation (hereinafter "Krowne") with respect to the product purchased by Purchaser (the "Equipment"). By accepting delivery of the Equipment, Purchaser agrees to be bound by and accept these terms and conditions. All defined terms within the Warranty shall have the same meaning and definition as provided elsewhere in the Warranty. Equipment covered by the Warranty shall only be warranted in connection with its original installation only. Krowne will only be obligated to honor the warranty set forth in these terms and conditions upon receipt of full payment for the equipment.

FaucetFlex®
BY KROWNE



- Effortlessly configure a faucet, pre-rinse and much more
- Instant spec sheet generation
- Instant price generation

[krowne.com/faucetflex](https://www.krowne.com/faucetflex)



100 Haul Rd. • Wayne, NJ 07470
[krowne.com](https://www.krowne.com)