

Wok Faucets

ROYAL SERIES



Standard Features

- Heavy duty, built for high volume
- Automatically turns on when spout is swung over wok
- Mounting kit included

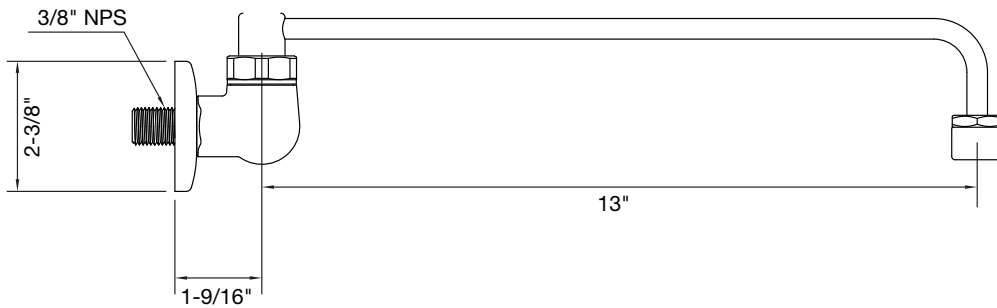
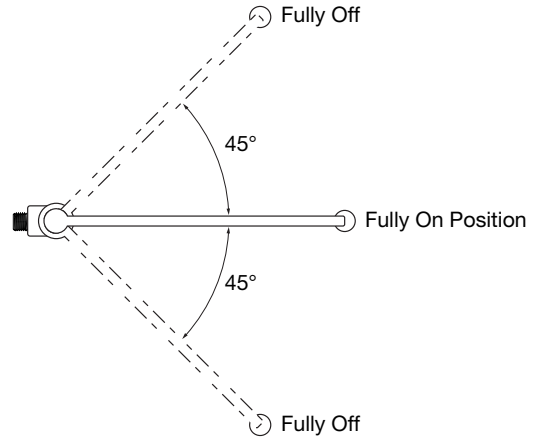
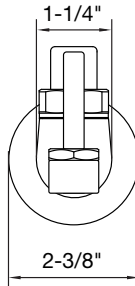
Specifications

Water Inlet	3/8" NPS Male
Temp. Range	40°F - 180°F
Rough In	5/8" Round Hole
Flow Rate	2.0 GPM
Material	Chrome Plated Brass
Weight	2 lbs.

Model	Description
16-220L	Wok Faucet with 3/8" Inlet & 13-3/4" Spout

Product Compliance

- NSF-61 & NSF/ANSI 372
- NSF/ANSI/CAN 61: Q < 1
- ASME A112.18.1-2012/CSA B125.1-12
- Massachusetts Listed



Warning:

Plumbing connections should be made by qualified personnel who will observe all applicable plumbing, sanitary and safety codes

California Prop 65 Warning:

This product can expose you to chemicals including lead and lead compounds, which are known to the State of California to cause cancer and birth defects or other reproductive harm. For more information go to www.P65Warnings.ca.gov.