

Service Sink Faucet

SILVER SERIES



Model	Description
16-281	Service Sink Faucet with 6-1/2" Vacuum Breaker Spout

Standard Features

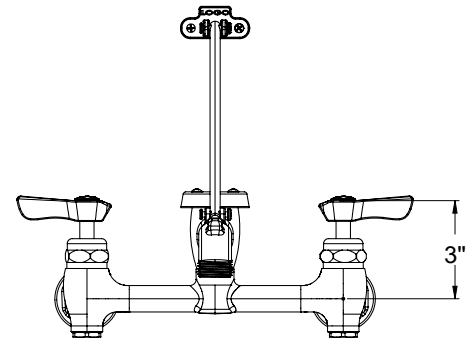
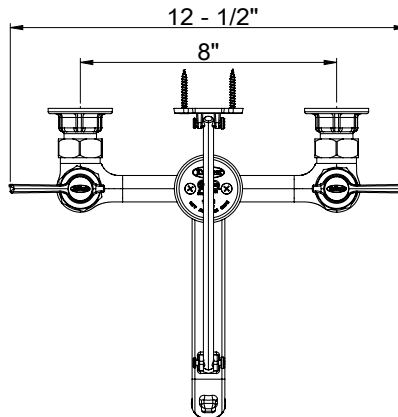
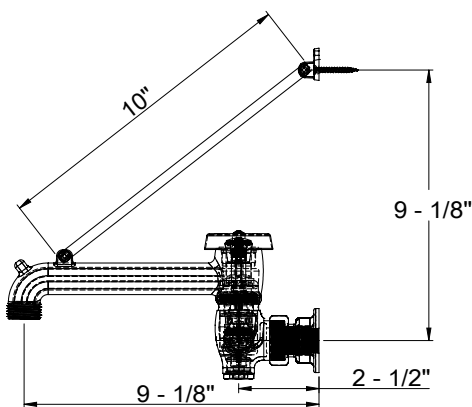
- 1/4 turn high performance ceramic cartridge valve with integral check
- Built-in service stops in body
- Lever Handle
- Heavy duty flanges with eccentric fittings
- Includes mounting kit and wall bracket for spout support
- 6-1/2" vacuum breaker spout with pail hook and 3/4" hose thread (Spout Not Removable)

Specifications

Water Inlet	1/2" NPS Male, Kit Installed
Temp. Range	40°F - 180°F
Rough In	7/8" Round Holes
Flow Rate	13.6 GPM
Material	Chrome Plated Brass
Weight	6 lbs.

Product Compliance

- ASME A112.18.1-2018/CSA B125.1-18
- Model AVB to ASSE 1001-2017
- CSA B64.1.1-2011
- Massachusetts Approved



Warning:

Plumbing connections should be made by qualified personnel who will observe all applicable plumbing, sanitary and safety codes

California Prop 65 Warning:

This product can expose you to chemicals including lead and lead compounds, which are known to the State of California to cause cancer and birth defects or other reproductive harm. For more information go to www.cdph.ca.gov/Programs/CID/DCDC/Pages/ToxicSubstances/HazardousSubstances.aspx