

4" Center Raised Deck Mount Space Saver Pre-Rinse

ROYAL SERIES



Model	Description
18-406L	4" Center Raised Deck Mount Space Saver Pre-Rinse with Add-On Faucet (6" Spout)
18-408L	4" Center Raised Deck Mount Space Saver Pre-Rinse with Add-On Faucet (8" Spout)

Product Compliance

- NSF-61 & NSF/ANSI 372
- NSF/ANSI/CAN 61: Q < 1
- ASME A112.18.1-2012/CSA B125.1-12
- Massachusetts Listed
- CEC Listed

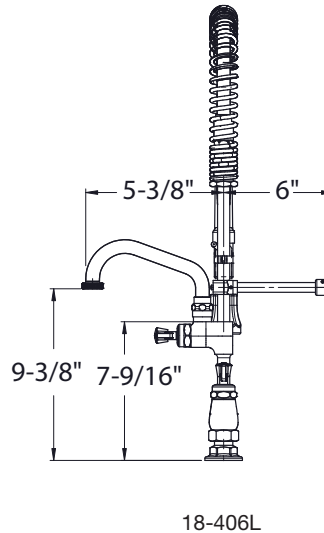
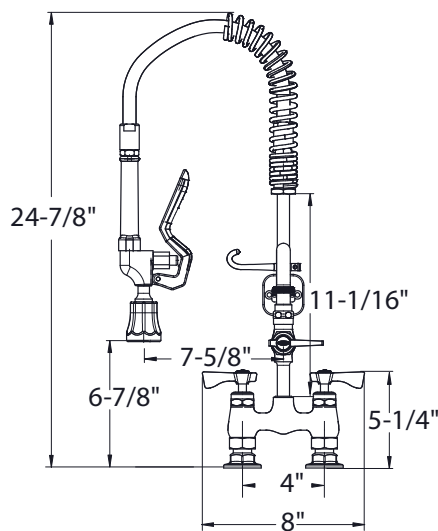


Standard Features

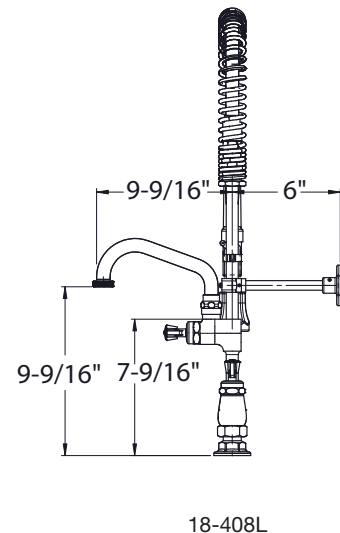
- Shorter pre-rinse for space saving applications
- ¼ turn high performance ceramic cartridge valves with integral check
- Heavy duty flanges with eccentric fittings allow for alignment adjustments during installation
- Durable full range swing spout (6" & 8") with double O-ring construction and 1.8 GPM aerator
- Wall bracket and mounting kit included
- Knife style spray valve powers through tough grime
- Stainless steel corrugated hose with radial wrap tubing pressure tested to 400 PSI
- Mounting kit (21-194L) includes (2) locknuts, (2) rosette washers, (2) rubber o-rings and (2) shanks
- Pre-assembled to cut installation time

Specifications

Water Inlet	1/2" NPS Male; Kit Installed
Temp. Range	20°F - 125°F
Rough In	7/8" round holes on 4" center
Water Pressure	20 -120 PSI
Flow Rate	1.15 GPM spray head
Riser	3/8" NPTM x 8" L
Dimensions	24-7/8"H with 8" overhang
Material/Finish	Solid chrome plated brass
Weight	13 lbs.



18-406L



18-408L

Warning:

Plumbing connections should be made by qualified personnel who will observe all applicable plumbing, sanitary and safety codes

California Prop 65 Warning:

This product can expose you to chemicals including lead and lead compounds, which are known to the State of California to cause cancer and birth defects or other reproductive harm. For more information go to www.P65Warnings.ca.gov.