

Single Hole Deck Mount Space Saver Pre-Rinse

ROYAL SERIES



Standard Features

- Shorter pre-rinse for space saving applications
- ¼ turn high performance ceramic cartridge valves with integral check
- Heavy duty flanges with eccentric fittings allow for alignment adjustments during installation
- Durable full range swing spout (6" & 8") with double O-ring construction and 1.8 GPM aerator
- Wall bracket and mounting kit included
- Knife style spray valve powers through tough grime
- Stainless steel corrugated hose with radial wrap tubing pressure tested to 400 PSI
- Pre-assembled to cut installation time

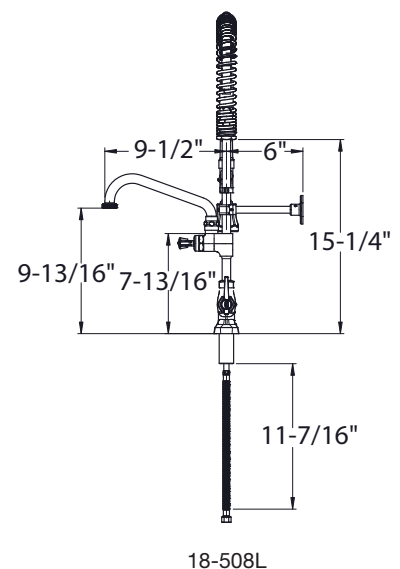
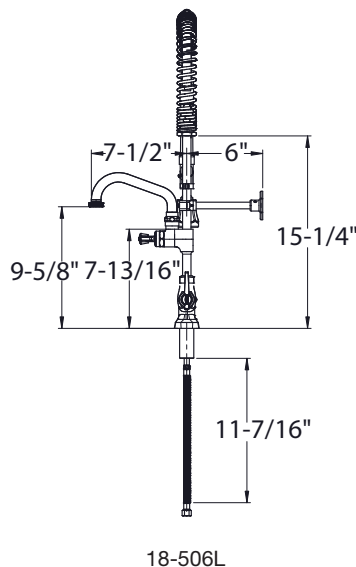
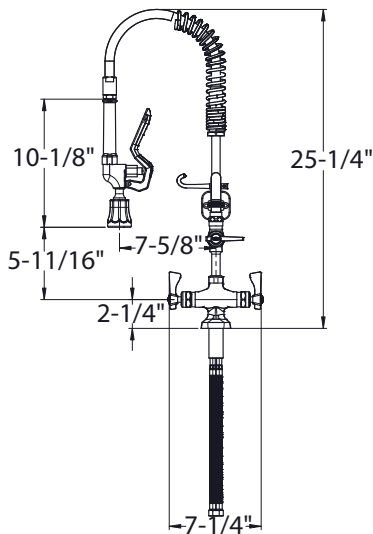
Specifications

Water Inlet	1/2" NPS Female
Temp. Range	20°F - 125°F
Rough In	Fits 1-1/4" hole
Water Pressure	20 -120 PSI
Flow Rate	1.15 GPM spray head
Riser	3/8" NPT x 8" L
Dimensions	25-1/4"H with 8" overhang
Material/Finish	Solid chrome plated brass
Weight	13 lbs.

Model	Description
18-506L	Single Hole Deck Mount Space Saver Pre-Rinse with Add-On Faucet (6" Spout)
18-508L	Single Hole Deck Mount Space Saver Pre-Rinse with Add-On Faucet (8" Spout)

Product Compliance

- NSF-61 & NSF/ANSI 372
- NSF/ANSI/CAN 61: Q < 1
- ASME A112.18.1-2012/CSA B125.1-12
- Massachusetts Listed
- CEC Listed



Warning:

Plumbing connections should be made by qualified personnel who will observe all applicable plumbing, sanitary and safety codes

California Prop 65 Warning:

This product can expose you to chemicals including lead and lead compounds, which are known to the State of California to cause cancer and birth defects or other reproductive harm. For more information go to www.P65Warnings.ca.gov.