

Deck Mount Utility Spray

ROYAL SERIES

19-201L



19-203L



19-204L



19-208L



| Model | Inlet | Centers | Weight |
|---------|------------------|-------------|---------|
| 19-201L | 3/8" Compression | Single Hole | 12 lbs. |
| 19-203L | 1/2" NPS Male | Single Hole | 13 lbs. |
| 19-204L | 1/2" NPS Male | 4" | 13 lbs. |
| 19-208L | 1/2" NPS Male | 8" | 13 lbs. |

Standard Features

- 1/4 turn high performance ceramic cartridge valves with integral check
- Pre-assembled vacuum breaker, angled pre-rinse spray head and wall hook with mounting screws
- 72" stainless steel clad flexible hose, tested to 400 PSI
- 4" and 8" center deck mount faucet comes with mounting kit (21-194L)
- Full replacement parts available
- 3 year warranty

Specifications

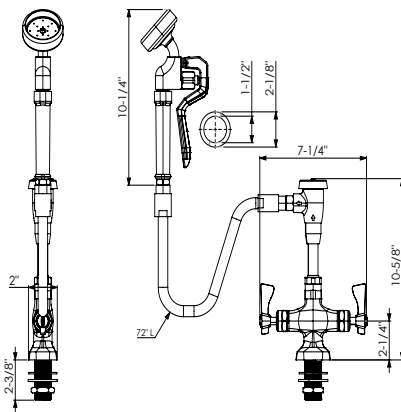
| | |
|-------------|--|
| Rough In | 7/8" Round Holes (19-203/204L/205L) 1-1/4" Hole (19-201L) |
| Temp. Range | 40° - 180°F |
| Material | Chrome Plated Brass |
| Flow Rate | 2.2 GPM @ 60 PSI |

Product Compliance

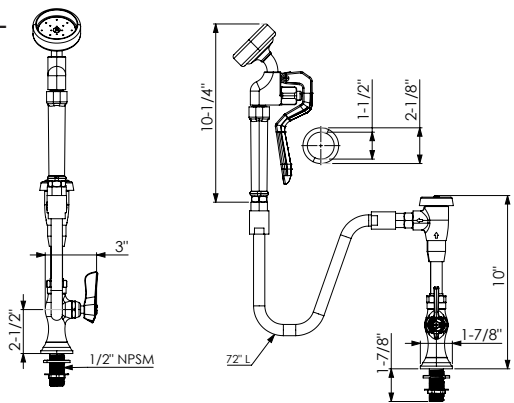
- NSF-61 & NSF/ANSI 372
- NSF/ANSI/CAN 61: Q<1
- ASME A112.18.1-2012/CSA B125.1-12
- Massachusetts Listed



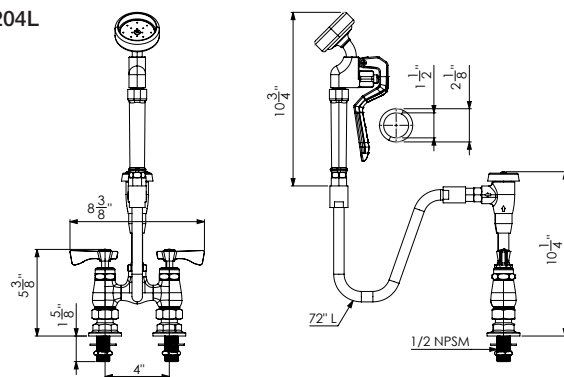
19-201L



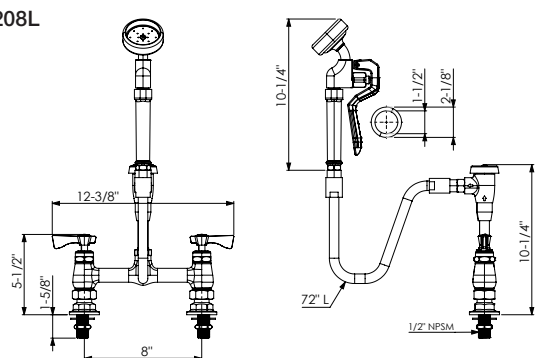
19-203L



19-204L



19-208L



Warning:

Plumbing connections should be made by qualified personnel who will observe all applicable plumbing, sanitary and safety codes

California Prop 65 Warning:

This product can expose you to chemicals including lead and lead compounds, which are known to the State of California to cause cancer and birth defects or other reproductive harm. For more information go to www.cdph.ca