

Speed Unit with Dump Sink & Cutting Board

ROYAL SERIES



KR24-MC8



KR24-MC12

Standard Features

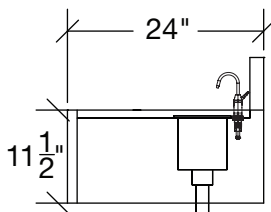
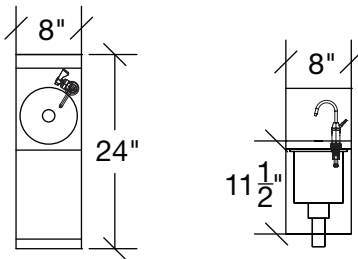
- Curated for maximum efficiency, speed units are designed by bartenders, for bartenders. These stations increase cocktail output by providing more access to ingredients and equipment right in front of each bartender
- Backsplash 6-1/2", 1-1/2" deep
- Perforated stainless cutout
- Optional cabinet base with locking door on 12" & 18" unit
- Includes non-slip flush-mounted cutting board

Model	Description	Bowl size (in.)	Width (A)	Weight
KR24-MC8	8"L x 24"D Speed Unit with Dipperwell & Cutting Board	6" diameter tool well with faucet	8"	39 lbs.
KR24-MC12	12"L x 24"D Speed Unit with Dump Sink & Cutting Board	10"W x 12"L x 7" deep	12"	56 lbs.
KR24-MC18	18"L x 24"D Speed Unit with Dump Sink & Cutting Board	14"W x 10"L x 7" deep	18"	65 lbs.
KR24-MC12-C	12"L x 24"D Speed Unit with Dump Sink, Cutting Board & Cabinet	10"W x 12"L x 7" deep	12"	73 lbs.
KR24-MC18-C	18"L x 24"D Speed Unit with Dump Sink, Cutting Board & Cabinet	14"W x 10"L x 7" deep	18"	80 lbs.

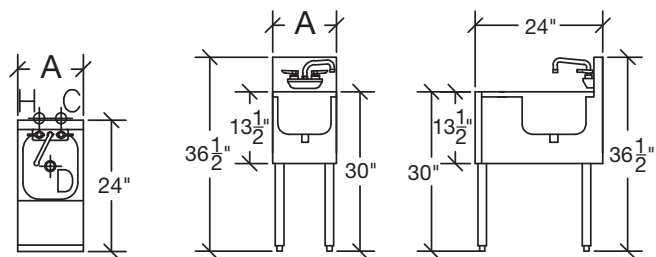
Specifications

- Interior: 20 gauge stainless steel
 Front Apron: 20 gauge stainless steel
- Material**
 Sides: 20 gauge stainless steel
 Backsplash: 20 gauge stainless steel
 Bottom: 20 gauge stainless steel
- Legs**
 1-5/8" tubular 16 gauge stainless steel with gray plastic adjustable foot
- Plumbing**
 1/2" IPS Hot & Cold Water, 4" Center Faucet
 1-1/2" IPS Drain, Sink bowl
 1" IPS Drain Connection, Dipperwell

KR24-MC8



KR24-MC12 & KR24-MC18



Optional Cabinet Base

