



Model: _____ Item #: _____ Date: _____
Project: _____ Qty: _____ Approved By: _____

8" Center Wall Mount Pre-Rinse with Add-On Faucet

DIAMOND SERIES



Model	Description
DX-109-X	8" Center Wall Mount Pre-Rinse with Add-On Faucet Less Spout

Standard Features

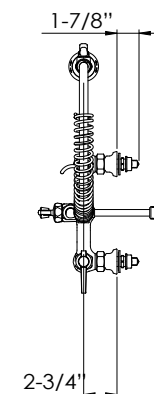
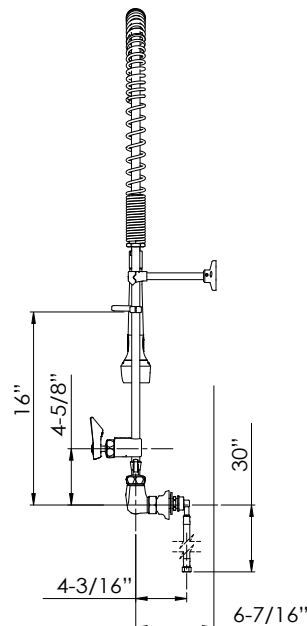
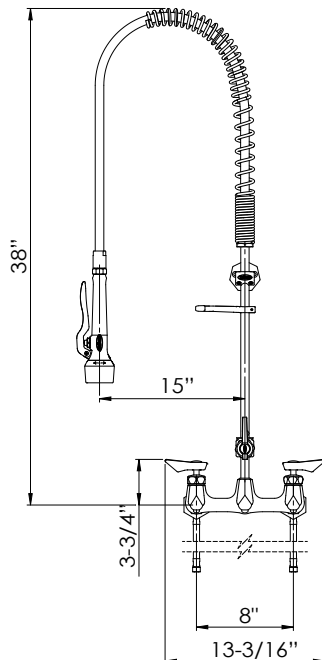
- Add-on faucet less spout
- 1/4 turn stainless steel high performance ceramic cartridge valves with built-in check valves
- Heavy duty flanges with eccentric fittings and innovative flange seal
- Dual spray technology, 1.15 GPM knife & cyclone options
- Lever handles
- Adjustable wall bracket & mounting kit included
- E-Z install flexible water line kit included
- Lifetime warranty

Specifications

Water Inlet	1/2" NPS Male; Kit Installed
Temp. Range	40°F - 180°F
Pressure	20-120 PSI
Spray Head Flow Rate	1.15 GPM
Body Material	Solid Brass with Ultra-Polish Satin Finish
Weight	18 lbs.
Dimensions	38" High 15" Overhang

Product Compliance

- Energy Verified



Warning:

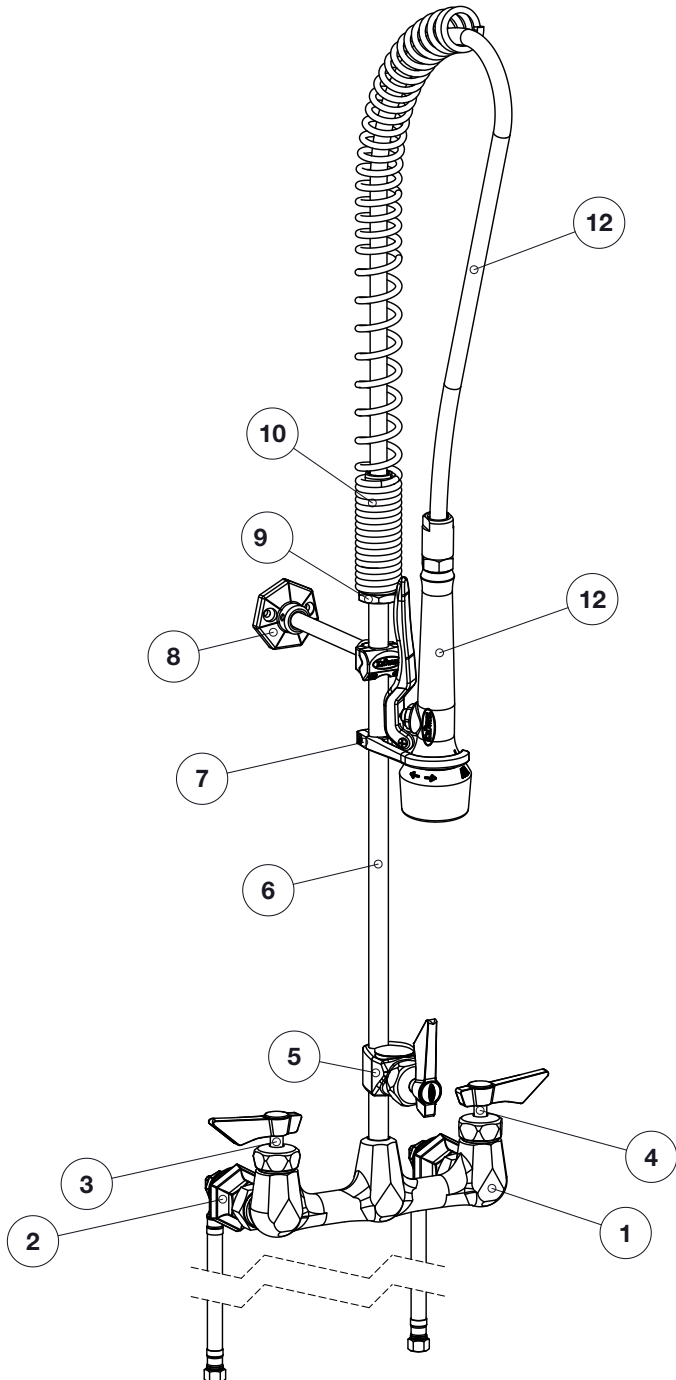
Plumbing connections should be made by qualified personnel who will observe all applicable plumbing, sanitary and safety codes

California Prop 65 Warning:

This product can expose you to chemicals including lead and lead compounds, which are known to the State of California to cause cancer and birth defects or other reproductive harm. For more information go to www.P65Warnings.ca.gov.

8" Center Wall Mount Pre-Rinse with Add-On Faucet

DIAMOND SERIES



Replacement Parts

No.	Model	Desc.
1	DX-208	8" Center Wall Mount Pre-Rinse Base
2	DX-100	(2) Coupling Flanges
3	DX-708	Cold 1/4 Turn Ceramic Cartridge Valve
4	DX-709	Hot 1/4 Turn Ceramic Cartridge Valve
5	DX-1XX	Add-On Faucet Base
6	DX-160-24	24" Riser Pipe
7	DX-165	Hook/Screw Assembly
8	DX-137	Wall Bracket
9	DX-161	Spring Retainer
10	DX-162	24" Spring
11	DX-133	44" Pre-Rinse Hose
12	DX-129	Spray Head (1.15 GPM)

Spray Head Repair Parts

Model	Desc.
DX-166	Repair Kit for Spray Head (Shower Pattern)
DX-171	Spray Head Handle
DX-179	Repair Kit for Spray Head (Knife Pattern)
DX-322	Button Valve